

Monthly Reporting

Report from 01 May 2019 to 31 May 2019

Report for Resource Pool XC on ARCHER

A total of 1,317,772.797 kAU were available during this period.

Use and Allocations (by Project)

In the following table, Charged refers to usage which was charged against the project Allocation; whereas Used refers to usage including uncharged time. Uncharged time can arise from use of the Low Priority queue and/or during times when charging is disabled on the service.

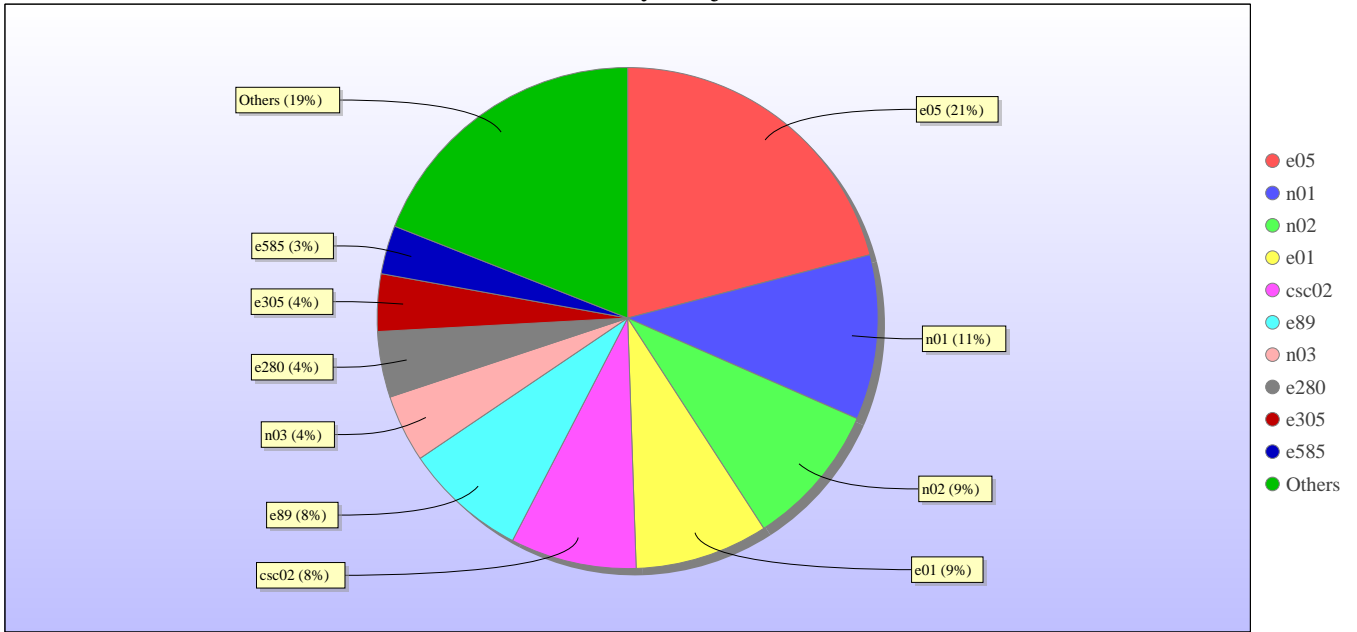
The (Allocation) column is the time allocated to the project, scaled according to the reporting period and shown as a fraction of the available resources. If this report period is a sub-period of the Allocation period then the SAFE calculates the Allocation for this sub-period based on a linear spend profile of the total Allocation. If the usage for a project is not linear across the full Allocation period the the Use can be larger than the extrapolated Allocation.

Project	Project Class	Number of Jobs	Charged kAUs	Charged Utilisation	Used kAUs	Utilisation	Allocated kAUs	Allocation
e572	Leadership Awards	259	1,525.0	0.12%	1,539.1	0.12%	3,066.6	0.23%
c01	Class1a	825	2,482.3	0.19%	2,482.3	0.19%	6,337.9	0.48%
e365	Class1a	0	0.0	0.00%	0.0	0.00%	2,377.5	0.18%
e403	Class1a	92	9.5	0.00%	9.5	0.00%	8,622.5	0.65%
e432	Class1a	74	3,824.3	0.29%	3,999.1	0.30%	4,728.1	0.36%
e448	Class1a	1,973	17,544.7	1.33%	17,547.4	1.33%	33,385.0	2.53%
e451	Class1a	96	7,055.9	0.54%	7,055.9	0.54%	3,786.5	0.29%
e514	Class1a	0	0.0	0.00%	0.0	0.00%	337.0	0.03%
e515	Class1a	0	0.0	0.00%	0.0	0.00%	3,426.2	0.26%
e517	Class1a	0	0.0	0.00%	0.0	0.00%	101.1	0.01%
e518	Class1a	9	1,680.4	0.13%	1,680.4	0.13%	762.3	0.06%
e519	Class1a	0	0.0	0.00%	0.0	0.00%	5,082.0	0.39%
e520	Class1a	51	3,520.9	0.27%	3,520.9	0.27%	2,458.9	0.19%
e523	Class1a	13	2,793.0	0.21%	3,925.8	0.30%	5,396.3	0.41%
e527	Class1a	127	6,265.9	0.48%	6,265.9	0.48%	1,884.4	0.14%
e530	Class1a	28	1,917.2	0.15%	1,917.2	0.15%	1,129.9	0.09%
e558	Class1a	24	457.7	0.03%	457.7	0.03%	764.4	0.06%
e569	Class1a	0	0.0	0.00%	0.0	0.00%	1,956.8	0.15%
e571	Class1a	0	0.0	0.00%	0.0	0.00%	204.4	0.02%
e575	Class1a	84	4,551.2	0.35%	4,551.5	0.35%	2,864.8	0.22%
e580	Class1a	191	1,236.5	0.09%	1,236.5	0.09%	2,511.0	0.19%
e584	Class1a	0	0.0	0.00%	0.0	0.00%	2,740.8	0.21%
e588	Class1a	0	0.0	0.00%	0.0	0.00%	2,371.0	0.18%
e605	Class1a	0	0.0	0.00%	0.0	0.00%	1,060.3	0.08%
e606	Class1a	418	2,128.2	0.16%	2,128.2	0.16%	4,965.2	0.38%
e607	Class1a	37	1,926.5	0.15%	1,926.5	0.15%	5,929.0	0.45%
e608	Class1a	475	11,265.5	0.85%	11,265.7	0.85%	4,259.2	0.32%
e609	Class1a	1,385	106.2	0.01%	106.5	0.01%	18,803.3	1.43%
e610	Class1a	181	1,186.2	0.09%	1,186.3	0.09%	7,709.0	0.58%
e611	Class1a	7	875.7	0.07%	875.7	0.07%	1,113.5	0.08%
e613	Class1a	0	0.0	0.00%	0.0	0.00%	1,022.2	0.08%
e630	Class1a	86	11,734.7	0.89%	13,793.9	1.05%	25,266.0	1.92%
e554	Class1b	0	0.0	0.00%	0.0	0.00%	257.0	0.02%
e01	Consortia	1,631	93,487.6	7.09%	107,957.2	8.19%	79,740.6	6.05%
e05	Consortia	9,489	215,262.5	16.34%	262,741.4	19.94%	225,508.5	17.11%
e89	Consortia	2,795	98,299.0	7.46%	99,645.0	7.56%	119,315.0	9.05%
e280	Consortia	2,591	52,987.2	4.02%	53,312.7	4.05%	53,896.0	4.09%
e281	Consortia	116	21,139.1	1.60%	21,140.6	1.60%	21,574.3	1.64%
e283	Consortia	1,110	26,829.6	2.04%	27,770.1	2.11%	13,321.1	1.01%
e305	Consortia	865	45,007.8	3.42%	46,420.4	3.52%	41,524.0	3.15%
e585	Consortia	1,189	26,142.8	1.98%	39,420.6	2.99%	29,644.8	2.25%

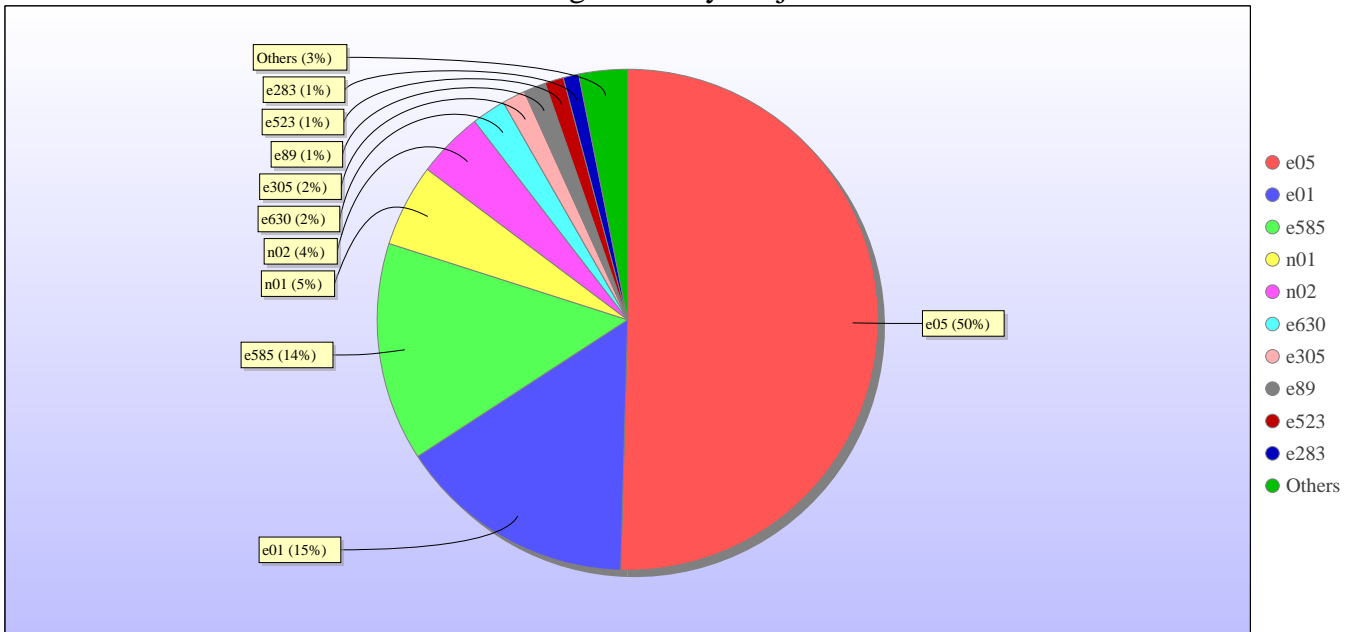
Project	Project Class	Number of Jobs	Charged kAUs	Charged Utilisation	Used kAUs	Utilisation	Allocated kAUs	Allocation
e348	Direct Access: ARCHER RAP	664	7,178.4	0.54%	7,178.4	0.54%	4,785.4	0.36%
e590	Direct Access: ARCHER RAP	0	0.0	0.00%	0.0	0.00%	4,052.3	0.31%
e593	Direct Access: ARCHER RAP	0	0.0	0.00%	0.0	0.00%	3,854.5	0.29%
e595	Direct Access: ARCHER RAP	65	1,336.9	0.10%	1,336.9	0.10%	3,391.4	0.26%
e596	Direct Access: ARCHER RAP	42	1,055.7	0.08%	1,055.7	0.08%	1,316.9	0.10%
e599	Direct Access: ARCHER RAP	16	20,111.0	1.53%	20,111.0	1.53%	3,768.3	0.29%
e601	Direct Access: ARCHER RAP	42	1,882.8	0.14%	1,882.8	0.14%	4,748.7	0.36%
e602	Direct Access: ARCHER RAP	16	1,467.3	0.11%	1,467.3	0.11%	1,878.5	0.14%
e603	Direct Access: ARCHER RAP	0	0.0	0.00%	0.0	0.00%	3,130.9	0.24%
e614	Direct Access: ARCHER RAP	0	0.0	0.00%	0.0	0.00%	5,111.1	0.39%
e616	Direct Access: ARCHER RAP	0	0.0	0.00%	0.0	0.00%	1,332.2	0.10%
e617	Direct Access: ARCHER RAP	17	5,561.1	0.42%	5,561.1	0.42%	7,620.4	0.58%
e618	Direct Access: ARCHER RAP	0	0.0	0.00%	0.0	0.00%	2,348.2	0.18%
e619	Direct Access: ARCHER RAP	26	239.0	0.02%	239.0	0.02%	946.6	0.07%
e620	Direct Access: ARCHER RAP	59	4,017.5	0.30%	4,023.5	0.31%	6,668.0	0.51%
e622	Direct Access: ARCHER RAP	0	0.0	0.00%	0.0	0.00%	3,381.4	0.26%
e582	Instant Access	16	195.0	0.01%	195.0	0.01%	787.1	0.06%
e623	Instant Access	25	1.9	0.00%	1.9	0.00%	202.5	0.02%
e624	Instant Access	0	0.0	0.00%	0.0	0.00%	206.7	0.02%
e625	Instant Access	21	8.8	0.00%	8.8	0.00%	202.5	0.02%
e626	Instant Access	1	2,089.4	0.16%	2,089.4	0.16%	203.3	0.02%
e628	Instant Access	140	942.2	0.07%	942.2	0.07%	203.3	0.02%
e629	Instant Access	369	801.2	0.06%	801.2	0.06%	203.3	0.02%
e632	Instant Access	0	0.0	0.00%	0.0	0.00%	200.0	0.02%
e633	Instant Access	14	79.9	0.01%	79.9	0.01%	203.2	0.02%
e634	Instant Access	0	0.0	0.00%	0.0	0.00%	202.1	0.02%
e636	Instant Access	0	0.0	0.00%	0.0	0.00%	13.0	0.00%
csc01	Research	0	0.0	0.00%	0.0	0.00%	126.5	0.01%
ecse1321	eCSE	0	0.0	0.00%	0.0	0.00%	28.5	0.00%
e573	Training	1	103.7	0.01%	103.7	0.01%	0.0	0.00%
e589	Training	72	244.3	0.02%	245.5	0.02%	3,049.2	0.23%
e604	Training	44	17.4	0.00%	488.5	0.04%	1,909.5	0.14%
e612	Training	920	2,812.1	0.21%	2,812.1	0.21%	1,917.7	0.15%
e631	Training	93	1,843.7	0.14%	2,117.3	0.16%	812.2	0.06%
y16	Service	0	0.0	0.00%	0.0	0.00%	141.6	0.01%
z17	Service	0	0.0	0.00%	0.0	0.00%	3,426.2	0.26%
EPSRC Total		28,884	715,232.4	54.28%	798,621.1	60.60%	823,577.4	62.50%
n01	Consortia	7,051	130,244.2	9.88%	133,596.4	10.14%	84,699.5	6.43%
n02	Consortia	24,743	112,509.2	8.54%	116,546.9	8.84%	169,398.9	12.85%
n03	Consortia	1,920	54,091.5	4.10%	54,640.5	4.15%	84,699.5	6.43%
NERC Total		33,714	296,844.9	22.53%	304,783.8	23.13%	338,797.8	25.71%
e621	Leadership Awards	708	3,550.0	0.27%	3,550.0	0.27%	4,025.8	0.31%
e568	Research	103	4,200.2	0.32%	4,200.2	0.32%	3,553.9	0.27%
BBSRC Total		811	7,750.2	0.59%	7,750.2	0.59%	7,579.7	0.58%
pr1u0002	Class1a	0	0.0	0.00%	0.0	0.00%	169.9	0.01%
pr1u0001	DECI: EXEC	0	0.0	0.00%	0.0	0.00%	0.4	0.00%
pr1u1455	DECI: EXEC	4	512.1	0.04%	512.1	0.04%	758.8	0.06%

Project	Project Class	Number of Jobs	Charged kAUs	Charged Utilisation	Used kAUs	Utilisation	Allocated kAUs	Allocation
PRACE Total		4	512.1	0.04%	512.1	0.04%	929.0	0.07%
ecse0910	eCSE	41	0.1	0.00%	0.1	0.00%	51.0	0.00%
ecse1012	eCSE	28	3.0	0.00%	3.0	0.00%	36.8	0.00%
ecse1303	eCSE	0	0.0	0.00%	0.0	0.00%	47.8	0.00%
ecse1307	eCSE	0	0.0	0.00%	0.0	0.00%	47.8	0.00%
ecse1320	eCSE	11	0.0	0.00%	0.0	0.00%	45.1	0.00%
eCSE Total		80	3.1	0.00%	3.1	0.00%	228.5	0.02%
d43	ECDF	0	0.0	0.00%	0.0	0.00%	849.3	0.06%
d56	Research	86	3,375.8	0.26%	3,493.2	0.27%	6,852.4	0.52%
d67	Research	19	277.2	0.02%	277.2	0.02%	169.9	0.01%
d88	Research	0	0.0	0.00%	0.0	0.00%	106.9	0.01%
d114	Research	718	9,986.0	0.76%	10,030.0	0.76%	11,314.2	0.86%
d118	Research	16	131.6	0.01%	131.6	0.01%	84.9	0.01%
d137	Research	215	2,044.6	0.16%	2,044.6	0.16%	2,547.9	0.19%
d142	Research	269	430.2	0.03%	589.1	0.04%	1,443.8	0.11%
d143	Research	252	956.0	0.07%	956.0	0.07%	2,541.0	0.19%
d150	Research	41	7,747.1	0.59%	7,747.1	0.59%	8,222.9	0.62%
d155	Research	1,002	9,214.9	0.70%	9,697.1	0.74%	1,415.5	0.11%
d166	Research	0	0.0	0.00%	0.0	0.00%	692.2	0.05%
d170	Research	0	0.0	0.00%	0.0	0.00%	2.5	0.00%
d426	Research	0	0.0	0.00%	0.0	0.00%	84.9	0.01%
d153	Industrial	595	823.7	0.06%	825.0	0.06%	1,019.2	0.08%
d168	Industrial	0	0.0	0.00%	0.0	0.00%	84.9	0.01%
i01	Industrial	1	0.0	0.00%	0.0	0.00%	96.9	0.01%
i18	Industrial	88	22.5	0.00%	22.5	0.00%	2,965.1	0.23%
i21	Industrial	3	362.9	0.03%	241.9	0.02%	8,493.2	0.64%
i232	Industrial	0	0.0	0.00%	0.0	0.00%	127.4	0.01%
i234	Industrial	0	0.0	0.00%	0.0	0.00%	92.5	0.01%
i235	Industrial	0	0.0	0.00%	0.0	0.00%	97.0	0.01%
x08	Industrial	0	0.0	0.00%	0.0	0.00%	849.3	0.06%
d74	Training	2	0.0	0.00%	0.0	0.00%	169.9	0.01%
d104	Training	1,300	666.0	0.05%	780.2	0.06%	227.1	0.02%
d167	Training	505	48.3	0.00%	48.3	0.00%	169.9	0.01%
d131	Service	33	105.8	0.01%	105.8	0.01%	254.8	0.02%
d134	Service	0	0.0	0.00%	0.0	0.00%	8.5	0.00%
d425	Service	0	0.0	0.00%	0.0	0.00%	113.6	0.01%
y01	Service	0	0.0	0.00%	0.0	0.00%	8.5	0.00%
y02	Service	2	0.0	0.00%	0.0	0.00%	84.9	0.01%
y07	Service	20	0.0	0.00%	4.5	0.00%	84.7	0.01%
y21	Service	0	0.0	0.00%	0.0	0.00%	424.7	0.03%
z02	Service	0	0.0	0.00%	0.0	0.00%	4.2	0.00%
z99	Service	26	0.2	0.00%	0.2	0.00%	8.5	0.00%
d169	UoE Access	0	0.0	0.00%	0.0	0.00%	2,547.9	0.19%
DirectorsTime Total		5,193	36,193.0	2.75%	36,994.4	2.81%	54,261.1	4.12%
y14	Training	1,805	22.3	0.00%	22.3	0.00%	594.5	0.05%
z19	Service	454	1,862.5	0.14%	1,866.2	0.14%	4,246.6	0.32%
CSE Total		2,259	1,884.9	0.14%	1,888.5	0.14%	4,841.1	0.37%
csc02	Research	818	102,234.5	7.76%	102,234.5	7.76%	111,600.0	8.47%
CSC Total		818	102,234.5	7.76%	102,234.5	7.76%	111,600.0	8.47%
w17	Service	1	250.6	0.02%	250.6	0.02%	508.2	0.04%
w18	Service	179	2,046.1	0.16%	2,245.1	0.17%	505.3	0.04%
w19	Service	0	0.0	0.00%	0.0	0.00%	505.3	0.04%
w20	Service	0	0.0	0.00%	0.0	0.00%	502.6	0.04%
Internal Total		180	2,296.7	0.17%	2,495.7	0.19%	2,021.4	0.15%
Total		71,943	1,162,951.8	88.25%	1,255,283.5	95.26%	1,343,836.1	101.98%

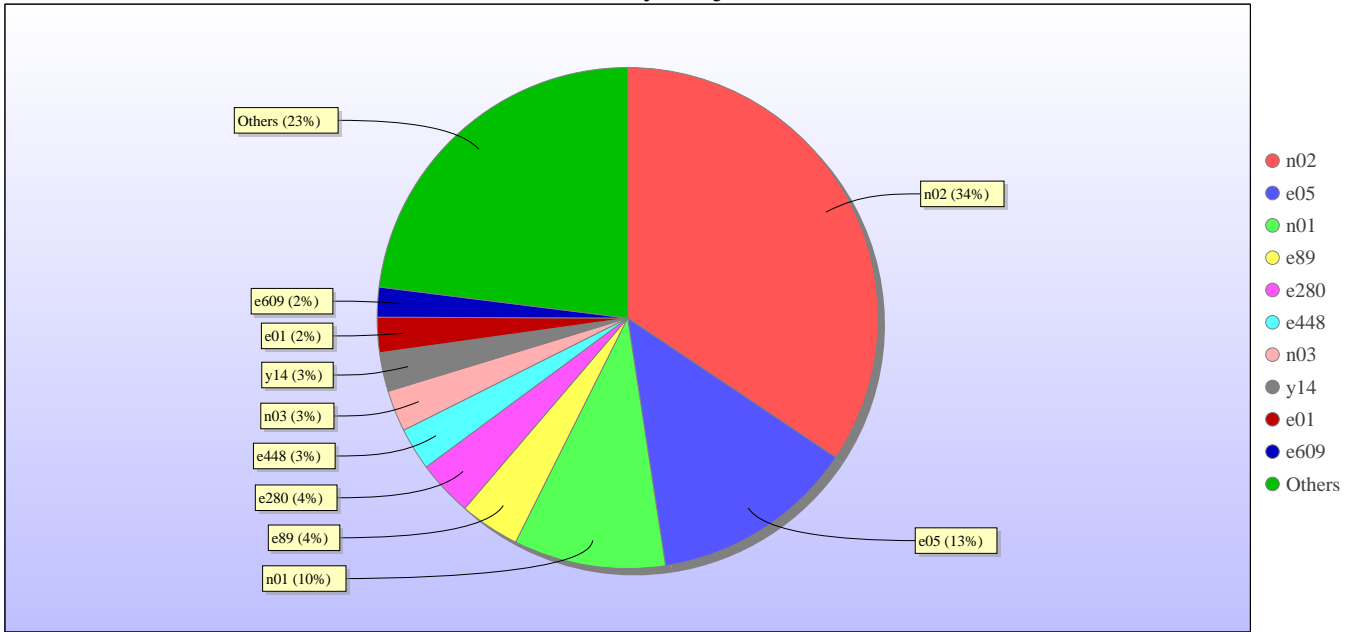
Use by Project



Uncharged Use by Project



Jobs by Project



kAUs (by Size)

Size	kAUs	Number of Jobs
17-32	16,052.835	31,077
33-64	11,287.412	3,514
65-128	67,494.461	10,455
129-256	166,571.454	9,716
257-512	284,952.968	9,346
513-1024	156,331.053	3,245
1025-2048	157,941.781	1,001
2049-4096	158,980.144	3,128
4097-8192	58,413.167	271
8193-16384	77,164.321	171
16385-32768	419.942	4
32769-65536	1,827.122	7
65537-131072	141.075	1